



## Building a Four-Wheel Drive Base for the NXT:


1. Follow steps 1 – 12 as directed in the Mindstorms Education instruction book. Remove the three hole beam from each motor. Your base should now look like the picture below:




2. Gather the parts shown below.




3. Build two of the assemblies shown below.




4. Take one of the assemblies built in Step 3 and attach it to the base as shown. Include an additional bushing in the location highlighted in the picture.



5. Attach the other assembled gear-train to the other side of the base. Your base should now look like the picture below:



6. Add the four wheels and bushings as shown to complete the base:



7. Attach the NXT to the base as described in Step 14 of the Mindstorms Guide.



8. Attach the braces from Step 15 of the Mindstorms Guide. Now get to work!